















Configuration Worksheets

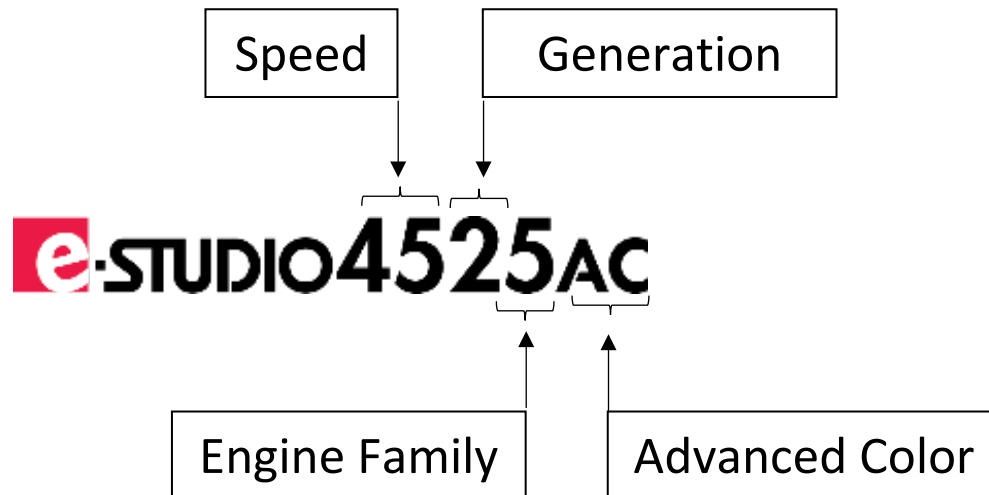
 CLICK MODEL TO GO TO THAT WORKSHEET

<p>A3 Small Workgroup Monochrome</p>	 <p>e-STUDIO 2822AM/2822AF</p>	 <p>e-STUDIO 2823AM</p>	 <p>e-STUDIO 2329A/2829A</p>
<p>A4 Color & Monochrome</p>	<p>A4</p>  <p>e-STUDIO 409s</p>	<p>A4</p>  <p>e-STUDIO 478s</p>	
<p>Office Collection Monochrome</p>	<p>e-STUDIO 2528A OC3</p>  <p>e-STUDIO 3528A/4528A</p>	<p>OC3</p>  <p>e-STUDIO 5528A/6528A</p>	<p>e-STUDIO 6529A OC3</p>  <p>e-STUDIO 7529A/9029A</p>
<p>Office Collection Color</p>	<p>A4</p>  <p>e-STUDIO 330AC/400AC</p>	<p>OC3</p>  <p>e-STUDIO 2520AC</p>	<p>e-STUDIO 2525AC/3025AC OC3</p>  <p>e-STUDIO 3525AC/4525AC</p>
<p>OC3</p>  <p>e-STUDIO 5525AC/6525AC</p>	<p>e-STUDIO 6527AC/7527AC OC3</p> 		
<p>A3 Light-Production Monochrome</p>	 <p>e-STUDIO 908/1058/1208</p>		

TOSHIBA

New Model Identification

Code Name	Models	Color / Mono	Speed
Weiss 4 Low	e-STUDIO2520AC	Color	25
Weiss 4 HL	e-STUDIO2525AC/3025AC/3525AC	Color	25/30/35
Weiss 4 HH	e-STUDIO4525AC	Color	45
Weiss 4 HHH	e-STUDIO5525AC/6525AC	Color	55/65
Reuss 3 L	e-STUDIO2528A	Mono	25
Reuss 3 HH	e-STUDIO3528A/4528A	Mono	35/45
Reuss 3 HHH	e-STUDIO5528A/6528A	Mono	55/65
Shasta 3	e-STUDIO6527AC/7527AC	Color	65/75 – Color 75/85 – Mono
Shastina 3	e-STUDIO6529A/7529A/9029A	Mono	65/75/90





MSRP










	Model	Description	MSRP
Monochrome	e-STUDIO409S	42PPM MONOCHROME MFP	\$ 599
	e-STUDIO478S	50PPM MONOCHROME A4 SIZE MFP	\$ 4,069
	e-STUDIO2822AM	28PPM MONOCHROME MFP	\$ 3,159
	e-STUDIO2822AF	28PPM MONOCHROME MFP WITH FAX	\$ 3,729
	e-STUDIO2823AM	28PPM MONOCHROME MFP	\$ 2,479
	e-STUDIO2329A	23PPM MONOCHROME MFP	\$ 2,929
	e-STUDIO2829A	28PPM MONOCHROME MFP	\$ 3,389
	e-STUDIO2528A	25 PPM MONOCHROME MFP	\$ 10,849
	e-STUDIO3528A	35 PPM MONOCHROME MFP	\$ 13,479
	e-STUDIO4528A	45 PPM MONOCHROME MFP	\$ 16,419
	e-STUDIO5528A	55 PPM MONOCHROME MFP	\$ 19,889
	e-STUDIO6528A	65 PPM MONOCHROME MFP	\$ 23,059
	e-STUDIO6529A	65PPM MONOCHROME MFP WITH DSDF	\$ 34,949
	e-STUDIO7529A	75PPM MONOCHROME MFP WITH DSDF	\$ 41,789
	e-STUDIO9029A	90PPM MONOCHROME MFP WITH DSDF	\$ 51,369
	e-STUDIO908	90PPM MONOCHROME MFP	\$ 38,399
	e-STUDIO1058	105PPM MONOCHROME MFP	\$ 41,899
	e-STUDIO1208	120PPM MONOCHROME MFP	\$ 52,999
Color	e-STUDIO2520AC	25 PPM COLOR MFP	\$ 8,199
	e-STUDIO330AC	35PPM COLOR A4 MFP	\$ 4,389
	e-STUDIO400AC	42PPM COLOR A4 MFP	\$ 5,219
	e-STUDIO2525AC	25 PPM COLOR MFP	\$ 16,739
	e-STUDIO3025AC	30 PPM COLOR MFP	\$ 19,369
	e-STUDIO3525AC	35 PPM COLOR MFP	\$ 24,639
	e-STUDIO4525AC	45 PPM COLOR MFP	\$ 29,999
	e-STUDIO5525AC	55 PPM COLOR MFP	\$ 30,999
	e-STUDIO6525AC	65 PPM COLOR MFP	\$ 39,109
	e-STUDIO6527AC	65PPM COLOR 75 BK MFP WITH DSDF 4 DRAWER	\$ 46,319
	e-STUDIO6527ACT	65PPM COLOR 75 BK MFP WITH DSDF TANDEM DRAWER	\$ 46,319
	e-STUDIO7527AC	75PPM COLOR 85 BK MFP WITH DSDF 4 DRAWER	\$ 49,999
	e-STUDIO7527ACT	75PPM COLOR 85 BK MFP WITH DSDF TANDEM DRAWER	\$ 49,999

TOSHIBA

Consumables


	MODEL	Toner	Starter Toner Included?	Developer	Developer Included?	Waste Toner Bottle
Monochrome	e-STUDIO2802AM e-STUDIO2802AF	T2802U	2K	6LJ83445000	YES	N/A
	e-STUDIO2803AM e-STUDIO2309A e-STUDIO2809A	T2309U	2K	6LJ83445000	YES	N/A
	e-STUDIO409S	T409SUR	3K	N/A	N/A	N/A
	e-STUDIO478S	T478SUR	6K	N/A	N/A	N/A
	e-STUDIO2528A e-STUDIO3528A e-STUDIO4528A e-STUDIO5528A e-STUDIO6528A	T3028U	NO	6LL37515000	NO	N/A
	e-STUDIO5528A e-STUDIO6528A	T5528U	NO	6LL51735300	YES	TBFC425
	e-STUDIO6529A e-STUDIO7529A e-STUDIO9029A	T9029U	NO	N/A	YES	TBFC55
	e-STUDIO907/8 e-STUDIO1057/8 e-STUDIO1207/8	T1207U	NO	6LS00016000	NO	TB1207
	e-STUDIO330AC e-STUDIO400AC	TFC330UK TFC330UM TFC330UY TFC30UC	2K CMY 6K BK	6AG00009253 6AG00009256 6AG00009260 6AG00009237	YES	TBFC330
	e-STUDIO2520AC	TFC220UK TFC220UM TFC220UY TFC220UC	NO	6LJ70994300 6LJ70994100 6LJ70994000 6LJ70994200	YES	TBFC30
	e-STUDIO2525AC e-STUDIO3025AC e-STUDIO3525AC e-STUDIO4525AC e-STUDIO5525AC e-STUDIO6525AC	TFC425UK TFC425UM TFC425UY TFC425UC	NO	6LL51735300 6LL51735100 6LL51735000 6LL51735200	YES	TBFC425
	e-STUDIO6527AC e-STUDIO6527ACT e-STUDIO7527AC e-STUDIO7527ACT	TFC727UK TFC727UM TFC727UY TFC727UC	NO	N/A	YES	TBFC55

What's the Difference? Office Collection 3 Midrange Model Family Distinctions

Model	e-STUDIO2520AC	e-STUDIO2525AC/3025AC/3525AC	e-STUDIO4525AC	e-STUDIO5525AC/6525AC
Model Family	Weiss 4 L	Weiss 4 HL	Weiss 4HH	Weiss 4 HHH
Speeds	25PPM	35PPM	45PPM	55/65PPM
Imaging Technology	OLED Printing	2 Beam Laser Printing	4 Beam Laser Printing	4 Beam Laser Printing
Toner Yield (CMY / K)	38K/39.8K	38K/39.8K	38K/39.8K	38K/39.8K
Developer	Developer Included	Developer Included	Developer Included	Developer Included
RADF/DSDF	RADF Only	RADF/DSDF	RADF/DSDF	RADF/DSDF
Finishing Limitations	Inner & Saddle Finisher Only	Full Finisher Support	Full Finisher Support	No Support for Inner Finisher
Paper Options	PFU Often Req'd (No Ext. LCF)	Supports External LCF	Supports External LCF	Supports External LCF
Base Paper Capacity / Max	1 x 250 + 100 / 2900	(550 x 2) + 100 / 5200	(550 x 2) + 100 / 5200	(550 x 2) + 100 / 5200
Soft Closing Drawers	None	Drawers 1 & 2 Only (not on opts.)	Drawers 1 & 2 Only (not on opts.)	Drawers 1 & 2 Only (not on opts.)
Media Limitations	No Banner Support, no 12" x 18"	No Limitations	No Limitations	No Limitations
USB Ports	1 Port Standard	1 Port Standard	1 Port Standard	1 Port Standard
Optical Sensor (Wake-up)	No	No	No	Yes
Solutions Limitations	OPC Required (GS1020)	Full Solutions Support	Full Solutions Support	Full Solutions Support
Memory	4GB + Page Memory	4GB + Page Memory	4GB + Page Memory	6GB + Page Memory
Power (Plug Type)	120V/15A (NEMA 5-15) 	120V/15A (NEMA 5-15) 	120V/15A (NEMA 5-15) 	120V/15A (NEMA 5-15) - 5525AC  120V/20A (NEMA 5-20) - 6525AC 
Model	e-STUDIO2528A	e-STUDIO3528A	e-STUDIO4528A	e-STUDIO5528A/6528A
Model Family	Reuss 3 L	Reuss 3 H	Reuss 3 H	Reuss 3 HHH
Speeds	25PPM	35PPM	45PPM	55/65PPM
Imaging Technology	2 Beam Laser Printing	2 Beam Laser Printing	2 Beam Laser Printing	4 Beam Laser Printing
Toner Yield	43.9K	43.9K	43.9K	39.8K
Developer	Developer Not Included (Except 220V)	Developer Not Included (Except 220V)	Developer Not Included (Except 220V)	Developer Included
RADF/DSDF	RADF/DSDF	RADF/DSDF	RADF/DSDF	RADF/DSDF
Finishing Limitations	Full Finisher Support	Full Finisher Support	Full Finisher Support	No Support for Inner Finisher
Paper Options	Supports External LCF	Supports External LCF	Supports External LCF	Supports External LCF
Base Paper Capacity / Max	(550 x 2) + 100 / 5200	(550 x 2) + 100 / 5200	(550 x 2) + 100 / 5200	(550 x 2) + 100 / 5200
Soft Closing Drawers	None	Drawers 1 & 2 Only (not on opts.)	Drawers 1 & 2 Only (not on opts.)	Drawers 1 & 2 Only (not on opts.)
Media Limitations	No Banner Support, no 12" x 18"	No Banner Support, no 12" x 18"	No Banner Support, no 12" x 18"	Supports Banner & 12" x 18"
USB Ports	1 Port Standard	1 Port Standard	1 Port Standard	1 Port Standard
Optical Sensor (Wake-up)	No	No	No	No
Solutions Limitations	Full Solutions Support	Full Solutions Support	Full Solutions Support	Full Solutions Support
Memory	4GB + Page Memory	4GB + Page Memory	4GB + Page Memory	6GB + Page Memory
Power (Plug Type)	120V/15A (NEMA 5-15) 	120V/15A (NEMA 5-15) 	120V/15A (NEMA 5-15) 	120V/15A (NEMA 5-15) 

Product Dimensions

Note: This only provides product dimensions. Please allow adequate clearance for service access etc.



The e-STUDIO2520AC/2525AC/3025AC/3525AC/4525AC/6525AC/2528A/3528A/4528A/5528A/6528A share a common frame and accessories. Note: 2520AC Series drawer 2 (MY1051) is not standard.

e-STUDIO6527AC/7527AC **e-STUDIO6529A/7529A/9029A**



The e-STUDIO7527AC & 9029A share a common frame and accessories.

Note: additional space given for accessories considers overhang on top of MFP. Actual accessory width is greater.

Note: See Configuration Worksheet for additional option details.

TOSHIBA

e-STUDIO™ 908/1058/1208



48"	A4LCC	MX-LC12	14"
	A3LCC	MX-LCX3N	27"
	2 Drawer A3 LCT	MX-LC13	35"
	Curl Correction	MX-RB18	9"
	Inserter Unit	MX-CF11	7"
	Relay Unit	MX-RB13	7"
	Folding Unit	MX-FD10	13"
	100-Sheet Finisher	MX-FN21	27"
	100-Sheet Saddle	MX-FN22	30"
	50-Sheet Finisher	MX-FN24	27"
50-Sheet Saddle	MX-FN25	30"	

30" 13" 7" 9" 34" 35" Product Depth 28"

e-STUDIO™ 2822AM/2822AF



Product Depth 21"
Add 24" for stand

POWER REQUIREMENTS

Receptacle - NEMA 5-15 (115V 15A) (Unless noted below)

NEMA 5-20 (115V 20A)

- e-STUDIO6525AC
- e-STUDIO6529A/7529A/9029A
- e-STUDIO6527AC/7527AC

NEMA 6-20R (220V 20-40A)


- e-Studio 908/1058/1208

e-STUDIO™ 2823AM e-STUDIO™ 2329A/2829A




Product Depth 21"

e-STUDIO478s



Product Depth 22"

e-STUDIO389cs/479cs



Product Depth 22"

TOSHIBA

Note: See Configuration Worksheet for additional option details

Toshiba-Developed Solutions for e-BRIDGE MFPs

Solution	Part Number	Description	MSRP
IPSec License	GP1080NODE	IPsec – Encrypts data being sent to or from MFPs	\$859
MetaScan License	GS1010NODE	Enables appending data to scans for archival and retrieval purposes	\$569
Embedded OCR	GS1080NODE	Scan Documents to Searchable PDF, MS Word, Excel, or PowerPoint Formats in one step (Built-in on e-STUDIOxx2xA & AC Models)	\$859
Multi-Station Print	GS1090NODE	Cost-effective Secure-Release or FollowMe printing (like PaperCut). Lets users send print job to usual MFP but retrieve at any available MFP. Supports up to 50 MFPs. Requires 1 license per MFP	\$209
Fax Over IP	GS1100NODE	Allows faxing in VoIP environment. Solution may require 3 rd party T.38 service (Alternatively consider XMedius solution)	\$859
e-BRIDGE Global Print	GB2550NODE	Simple and Secure Cloud-based Printing to Toshiba Devices	\$720
e-BRIDGE + for Exchange Online V3.0	GB2320NODE	Allows scanning to email at MFP and documents appear in your Office 365 “Sent” folder. Also create “Drafts” at MFP and finish them at desk.	\$99
e-BRIDGE + for OneDrive for Business V3.0	GB2300NODE	Allows users to scan-to or print-from their Microsoft OneDrive cloud-based storage account at the MFP	\$99
e-BRIDGE + for SharePoint Online V3.0	GB2310NODE	Allows scanning jobs into users SharePoint accounts or printing jobs from them.	\$99
e-BRIDGE + for Gmail	GB2380NODE	Allows users to success their Gmail account and print emails, or send scanned documents from their account at the MFP	\$99
e-BRIDGE + for G Suite Google Drive	GB2390NODE	Allows users to scan-to or print-from their G Suite Google Drive cloud-based storage account at the MFP	\$99
e-BRIDGE + for DocuWare	GB2430NODE	Lets users scan documents into DocuWare from the device	\$99
e-CONNECT Translate	ECTRANSLATE-	Use the MFP’s Scanner and Google Translate to convert documents	499
Workplace Bundle	GB2330NODE	Productivity Suite: ZONE OCR/STACKSEND/ BARCODE SCAN	299
Driver Plug-Ins	Part Number	Description	MSRP
e-BRIDGE Replicator Ex	GB1550NODE	Lets users mimic multi-part forms by printing pages from multiple paper sources. Does not support finishing.	\$55
e-BRIDGE Job Point Ex	GB1560NODE	Lets users split large jobs between multiple devices (up to 10).	\$55
e-BRIDGE Job Separator Ex	GB1590NODE	Simplify the sorting and distribution of multiple sets by easily performing batch printing.	\$55
e-BRIDGE Job Build Ex	GB1610NODE	Enhance productivity by combining various documents and individual settings into a single print job. Extend flexibility by mixing sources, formats, and output settings in one print job.	\$55
FREE APPS		Description	
Elevate		Personalize the MFP to your customer’s specific workflow & more. streamline productivity & minimize errors. A MUST for any product demonstration as the competition has nothing to compare with it.	
e-CONNECT TouchFree		Enables complete MFP front panel control on Mobile Device (Free app on iStore or Play Store)	
e-BRIDGE + for Universal Print		Enables integration of Toshiba MFPs in Microsoft Universal Print Cloud environment	
e-BRIDGE + for AutoLauncher		Enhances usability of Scan-to & Print-from USB feature by automatically launching USB UI when USB is plugged-into MFP. (Requires e-BRIDGE Plus for USB (free))	
e-BRIDGE + for Box		Allows users to scan-to or print-from their Box cloud-based storage account at the MFP	
e-BRIDGE + for DropBox		Allows users to scan-to or print-from their DropBox cloud-based storage account at the MFP	
e-BRIDGE + for OneDrive		Allows users to scan-to or print-from their Box cloud-based storage account at the MFP	
e-BRIDGE + for Google Drive		Allows users to scan-to or print-from their Google Drive cloud-based storage account at the MFP	
e-BRIDGE + for Green Information		Excellent app for environmentally sensitive accounts by rewarding users for environmentally friendly activities like duplexing or reducing pages to print multiples on 1 sheet (N-Up). Great differentiator!	
e-BRIDGE Print & Capture		App for mobile device users allows not just printing-from, but scanning-to mobile devices. Available on Apple’s iStore or Google’s Play for Android devices. Provides more control than Mopria or AirPrint alone.	

CONFIGURATION



e-STUDIO2822AM Control Panel



e-STUDIO2822AF Control Panel



Options

Stand	STAND2505
Wireless LAN Module	GN1160
Damp Heater (for Drum)	MF2505U
Harness for Coin Controller	GQ1131

Supplies

Toner Cartridge	T2822U
Developer	6LJ83445000

Base Machine Dimensions: 15.5" x 21.5" x 20"
Ships with initial co-packed toner and full yield developer.

CONFIGURATION



Options

1	Platen Cover	KA2507
2	Reverse Automatic Document Feeder (RADF)	MR3032
3	Paper Feed Unit (PFU, 1 x 250 Sheets)	MY1043B
4	Cabinet Stand	STAND2507
	Damp Heater (for Drum)	MF2505U
	Harness for Coin Controller	GQ1131

Supplies

	Toner Cartridge	T2323U
	Developer	6LJ83445000

CONFIGURATION



Options

1	Platen Cover	KA2507
2	Automatic Document Feeder (RADF)	MR3032
3	Paper Feed Unit (PFU, 1 x 250 Sheets)	MY1043B
4	Paper Feed Pedestal (1 x 550 Sheets)	KD1039B
5	Drawer Module (Additional for PFP, 1 x 550 Sheets)	MY1044B
6	Cabinet Stand	STAND2507
	Postscript Kit e-STUDIO2329A	GA1350L
	Postscript Kit e-STUDIO2829A	GA1350H
	Fax Kit	GD1380
	Wireless LAN module	GN1160
	Damp Heater (for Drum)	MF2505U
	Harness for Coin Controller	GQ1131

Supplies

	Toner Cartridge	T2323U
	Developer	6LJ83445000

CONFIGURATION

Universal Stands*

* Both Stands have much larger base than e-STUDIO409S



Swivel Cabinet Stand



Adjustable Printer Stand

Options

1	550-Sheet Tray	KD1074
2	N8372 Wireless Print Server	GN1170
3	Swivel Cabinet Stand	MH3100
4	Adjustable Printer Stand	KK3200
	Power Filter	W250-15-120

Supplies*

	Return Program Toner - Black (20K)	T409SUR
--	------------------------------------	---------

* Ships with Starter Toner (3K Black)

CONFIGURATION



Options

1	550-Sheet Drawer – Input Tray	KD1061
2	250-Sheet Drawer – Input Tray	KD1060
	550-Sheet Lockable Drawer – Input Tray	KD1062
3	Inline Stapler	MJ1044

Connectivity Options

	N8372 Wireless Module	GN1170
	Forms and Barcode Card	GB2080LXK
	PRESCRIBE Card	GB2090LXK
	IPDS Card	GB2100LXK
	Serial ISP + SP/BB sidecover	GB2110LXK
	Fiber ISP + CoAtisp/bb sidecover	GB2120LXK
	Keyboard-English-Same as LE Color	GR1350
	508 Keyboard + Voice Guidance Kit	GR1360
	Security Module	GB2130LXK
	256MB User Flash Memory	GC1420

Card Readers

	Contact front solutions modules	GB2140LXK
	Contactless front solutions module	GB2150LXK

Stands

4	Caster Base – Use with 3 drawers (service part)	CASTERBASE479CS
5	Stand – Use with 1-2 drawers (service part)	STAND479CS

Other

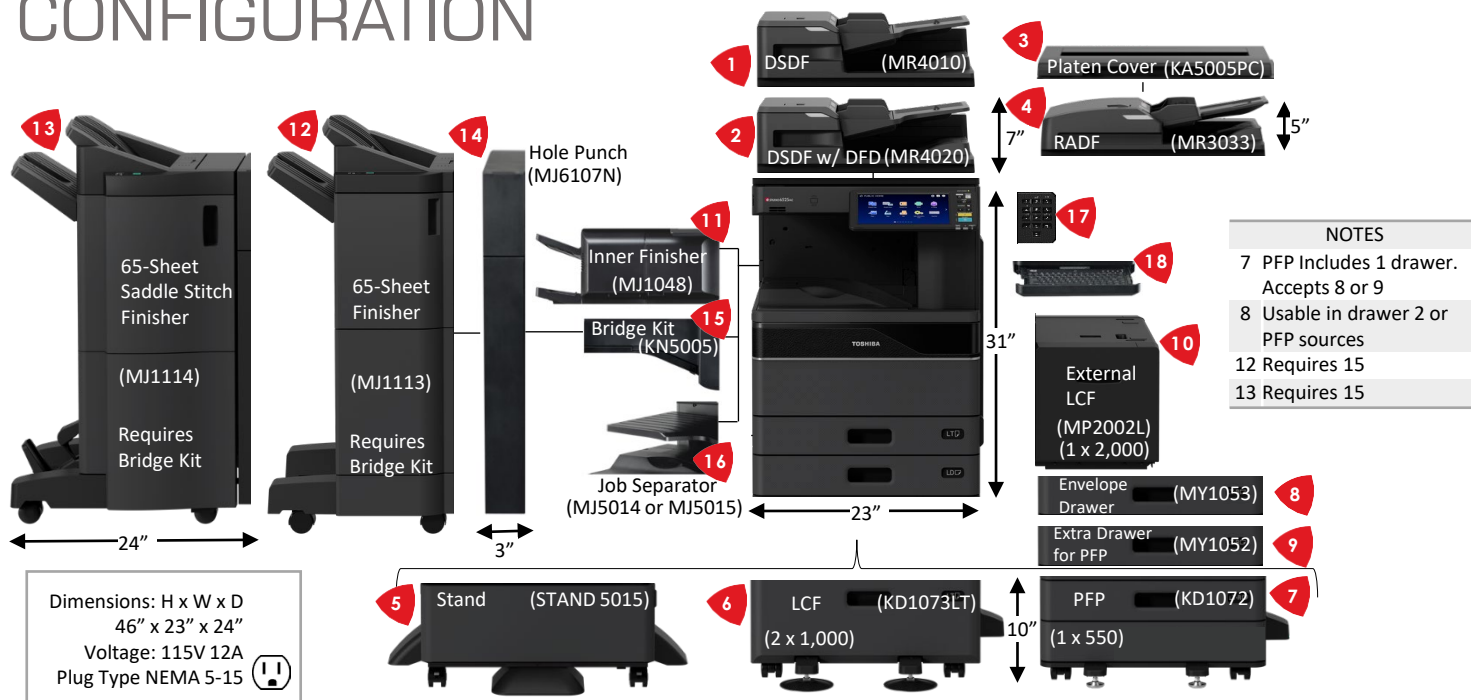
	Power Filter	W250-15-120
--	--------------	-------------

Supplies*

	Black Cartridge-20K	T478SUR
	Black Imaging Unit-60K	OD478SR
	5000 Staples-ES478S Inline Stapler (MJ1044)	STAPLE3800

*Ships with 6K Yield Starter Cartridge.

CONFIGURATION



NOTES

- 7 PFP Includes 1 drawer. Accepts 8 or 9
- 8 Usable in drawer 2 or PFP sources
- 12 Requires 15
- 13 Requires 15

Dimensions: H x W x D
46" x 23" x 24"
Voltage: 115V 12A
Plug Type NEMA 5-15

Document Feeder & Platen Cover

1	DSDF	MR4010
2	DSDF w/ DFD	MR4020
3	Platen Cover	KA5005PC
4	RADF	MR3033

Paper Options & Stand

5	Stand	STAND5015
6	Large Capacity Feeder	KD1073LT
7	Paper Feed Pedestal	KD1072
8	Envelope Cassette	MY1053
9	Drawer Module	MY1052
10	External LCF	MP2002L

Finishing Options

11	50-Sheet Inner Finisher	MJ1048
	Hole Punch for MJ1048	MJ6011
12	65-Sheet Console Finisher	MJ1113
13	65-Sheet Saddle Stitch Finisher	MJ1114
14	Hole Punch for MJ1113/MJ1114	MJ6107N
15	Bridge Kit	KN5005
16	Job Separator – e-STUDIO2528A	MJ5014
16	Job Separator – eSTUDIO3528A/4528A	MJ5015

Fax Options

	Fax Unit (& 2 nd Fax Unit)	GD1370N
	IP Fax (GD1370N not required)	GS1100NODE

Security Options

	Security SSD (512GB) +128GB Std.	GE1280
	FIPS HDD (320GB)	GE1260
	IP Sec Enabler	GP1080NODE
	Card Reader Holder	GR1320

Network / Connectivity Options

	Wireless LAN/Bluetooth	GN4030A3
	2 nd NIC Holder	GR1430
	USB Hub	GR1420

Software Options

	Meta Scan Enabler	GS1010NODE
	e-BRIDGE Multi-Station Print	GS1090NODE
	e-BRIDGE Replicator	GB1550NODE
	e-BRIDGE Job Point	GB1560NODE
	e-BRIDGE Job Separator	GB1590NODE
	e-BRIDGE Job Build	GB1610NODE
	e-BRIDGE Global Print	GB2550NODE
	e-BRIDGE+ for Exchange	GB2320NODE
	e-BRIDGE+ for OneDrive	GB2300NODE
	e-BRIDGE+ for SharePoint	GB2310NODE
	e-BRIDGE + for Gmail	GB2380NODE
	e-BRIDGE + Google Drive	GB2390NODE
	e-BRIDGE + for Docuware	GB2430NODE
	e-BRIDGE + Voice Guidance	GB2540NODE
	Productivity Bundle	GB2330NODE

Additional Options

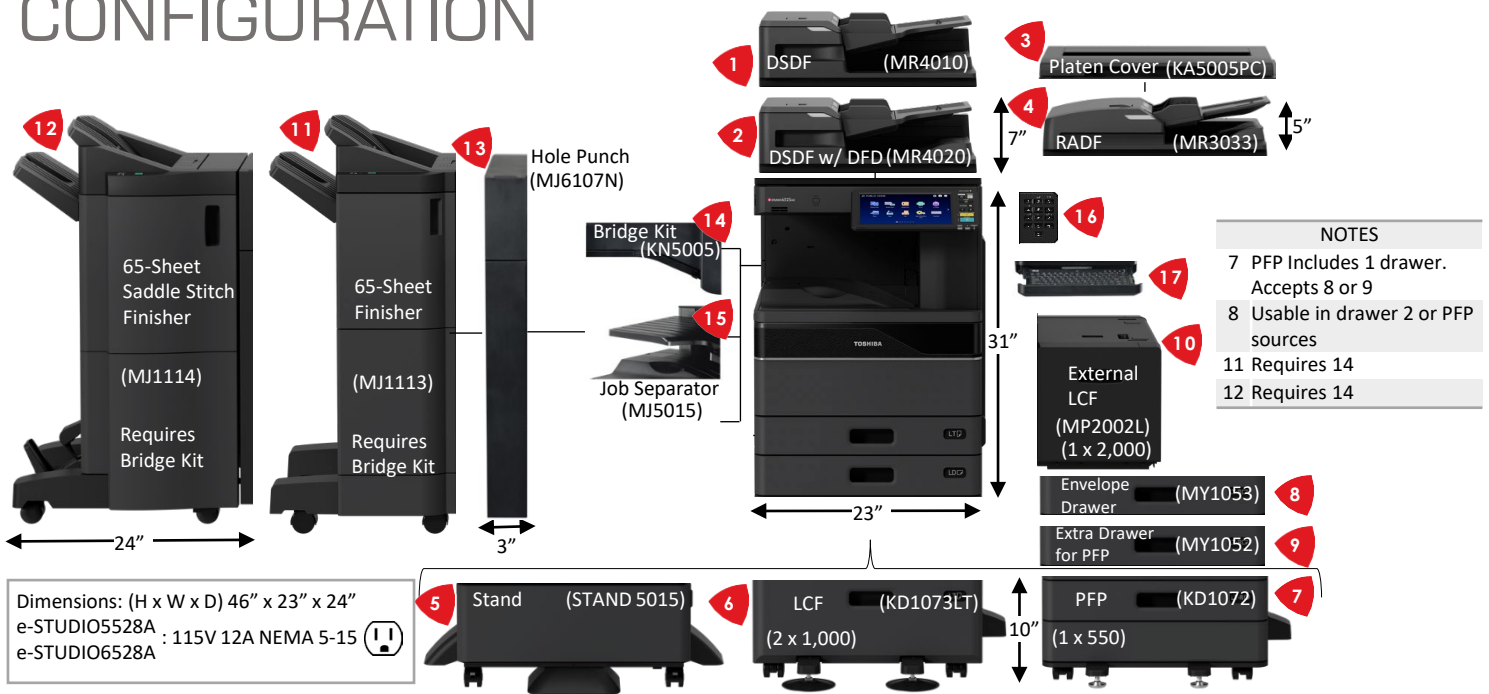
17	Panel 10 Key	GR1340
18	Accessory Tray	GR1330
	Bluetooth Keyboard	GR9001
	Work Tray (not shown)	KK5005
	Manual Pocket	KK5008
	Accessible Arm	KK2560
	Harness for Coin Controller	GQ1280N
	Power Filter, 120V/15A	W-1500-15-120

Supplies*

	Toner Black 43.9K	T3028U
	Staples for Inner Finisher	STAPLE2400
	Staples for 65 Sheet Finishers	STAPLE3900
	Staples for Saddle Stitch	STAPLE3100

* Developer not included with MFP

CONFIGURATION



NOTES	
7	PFP Includes 1 drawer. Accepts 8 or 9
8	Usable in drawer 2 or PFP sources
11	Requires 14
12	Requires 14

Document Feeder & Platen Cover

1	DSDF	MR4010
2	DSDF w/ DFD	MR4020
3	Platen Cover	KA5005PC
4	RADF	MR3033

Paper Options & Stand

5	Stand	STAND5015
6	Large Capacity Feeder	KD1073LT
7	Paper Feed Pedestal	KD1072
8	Envelope Cassette	MY1053
9	Drawer Module	MY1052
10	External LCF	MP2002L

Finishing Options

11	65-Sheet Console Finisher	MJ1113
12	65-Sheet Saddle Stitch Finisher	MJ1114
13	Hole Punch for MJ1113/MJ1114	MJ6107N
14	Bridge Kit	KN5005
15	Job Separator	MJ5015

Fax Options

	Fax Unit (& 2 nd Fax Unit)	GD1370N
	IP Fax (GD1370N not required)	GS1100NODE

Security Options

	Security SSD (512GB) +128GB Std.	GE1280
	FIPS HDD (320GB)	GE1260
	IP Sec Enabler	GP1080NODE
	Card Reader Holder	GR1320

Network / Connectivity Options

	Wireless LAN/Bluetooth	GN4030A3
	2 nd NIC Holder	GR1430
	USB Hub	GR1420

Software Options

	Meta Scan Enabler	GS1010NODE
	e-BRIDGE Multi-Station Print	GS1090NODE
	e-BRIDGE Replicator	GB1550NODE
	e-BRIDGE Job Point	GB1560NODE
	e-BRIDGE Job Separator	GB1590NODE
	e-BRIDGE Job Build	GB1610NODE
	e-BRIDGE Global Print	GB2550NODE
	e-BRIDGE+ for Exchange	GB2320NODE
	e-BRIDGE+ for OneDrive	GB2300NODE
	e-BRIDGE+ for SharePoint	GB2310NODE
	e-BRIDGE + for Gmail	GB2380NODE
	e-BRIDGE + Google Drive	GB2390NODE
	e-BRIDGE + for Docuware	GB2430NODE
	e-BRIDGE + Voice Guidance	GB2540NODE
	Productivity Bundle	GB2330NODE

Additional Options

16	Panel 10 Key	GR1340
17	Accessory Tray	GR1330
	Bluetooth Keyboard	GR9001
	Work Tray (not shown)	KK5005
	Manual Pocket	KK5008
	Accessible Arm	KK2560
	Harness for Coin Controller	GQ1280N
	Power Filter, 120V/15A	W1500-15-120

Supplies*

	Toner Black 39.8K	T5528U
	Staples for 65 Sheet Finishers	STAPLE3900
	Staples for Saddle Stitch	STAPLE3100

CONFIGURATION



MFP Models

e-STUDIO6529A 65PPM Tandem Drawer MFP	ESTUDIO6529A
e-STUDIO7529A 75PPM Tandem Drawer MFP	ESTUDIO7529A
e-STUDIO9029A 90PPM Tandem Drawer MFP	ESTUDIO9029A

Paper Options

1	2.5K External LCF	MP2503L
2	2K Piggyback LCF (Requires MP2503)	MP2002L
3	Connector for 2K LCF	KN9000

Finishing Options

4	65-Sheet Console Finisher	MJ1115
5	65-Sheet Saddle Stitch Finisher	MJ1116
6	Hole Punch for MJ1115/MJ1116	MJ6108N
	Exit Tray	KA6551
	Finisher Guide Rail	KN1103

Fax Options

	Fax Unit (& 2 nd Fax Unit)	GD1370N
	IP Fax (GD1370N not required)	GS1100NODE

Security Options

	Security SSD (512GB) +128GB Std.	GE1280
	FIPS HDD (320GB)	GE1260
	IP Sec Enabler	GP1080NODE
	Card Reader Holder	GR1320

Network / Connectivity Options

	Wireless LAN/Bluetooth	GN4030A3
	2 nd NIC Holder	GR1430
	USB Hub	GR1420

Software Options

Meta Scan Enabler	GS1010NODE
e-BRIDGE Multi-Station Print	GS1090NODE
e-BRIDGE Replicator	GB1550NODE
e-BRIDGE Job Point	GB1560NODE
e-BRIDGE Job Separator	GB1590NODE
e-BRIDGE Job Build	GB1610NODE
e-BRIDGE Global Print	GB2550NODE
e-BRIDGE+ for Exchange	GB2320NODE
e-BRIDGE+ for OneDrive	GB2300NODE
e-BRIDGE+ for SharePoint	GB2310NODE
e-BRIDGE + for Gmail	GB2380NODE
e-BRIDGE + Google Drive	GB2390NODE
e-BRIDGE + for Docuware	GB2430NODE
e-BRIDGE + Voice Guidance	GB2540NODE
Productivity Bundle	GB2330NODE

Additional Options

Panel 10 Key	GR1340
Accessory Tray	GR1330
Bluetooth Keyboard	GR9001
Manual Pocket	KK5008
Accessible Arm	KK2560
Harness for Coin Controller	GQ1280N
Power Filter, 120V/20A	W2000-20-120

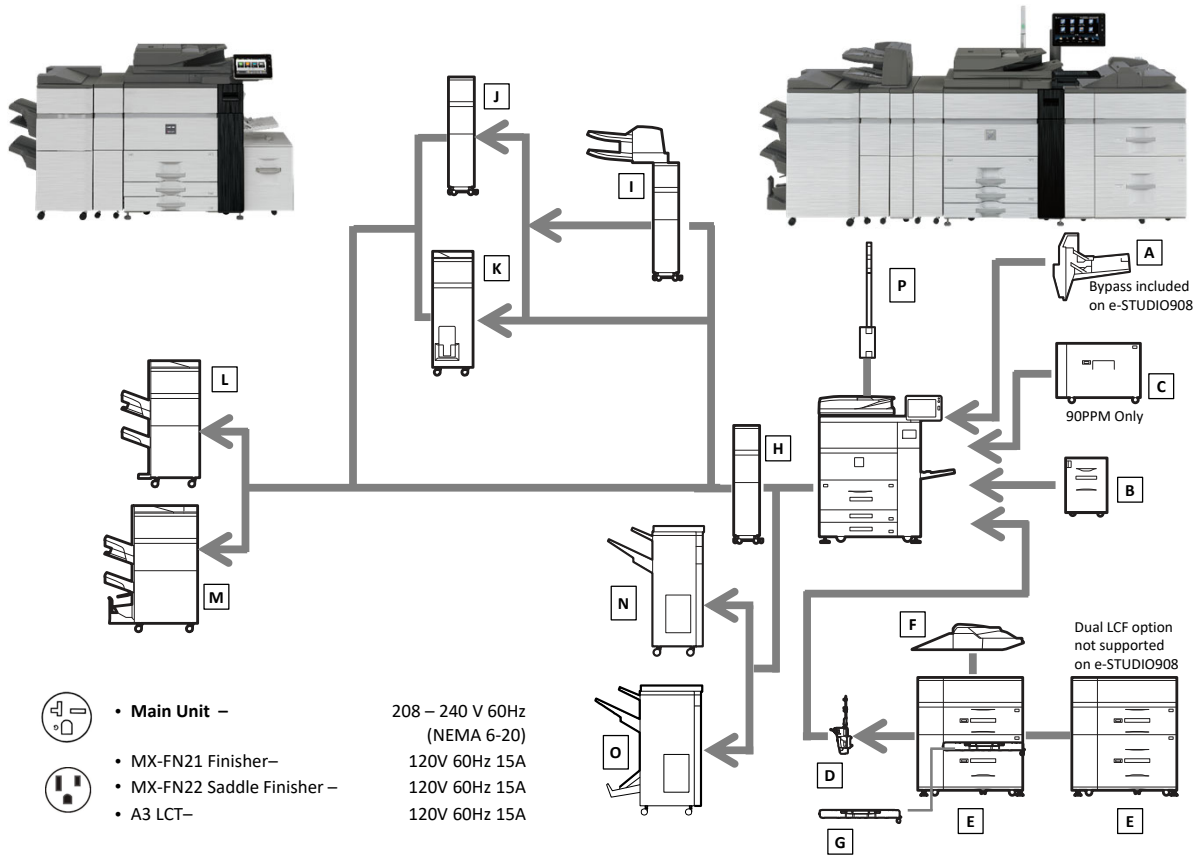
Supplies*

Toner Black 106.6K	T9029U
Staples for 65 Sheet Finishers	STAPLE3900
Staples for Saddle Stitch	STAPLE3100

e-STUDIO™ 908/1058/1208 Configuration Worksheet


e-STUDIO 908

e-STUDIO 1058/1208



✓	Base Unit	DESCRIPTION	Length	Comments
	e-STUDIO908	90PPM DIGITAL MFP	34"	Includes Print & Scan with Genuine Adobe PostScript 3 (220V NEMA 6-20R)
	e-STUDIO1058	105PPM DIGITAL MFP	34"	Includes Print & Scan with Genuine Adobe PostScript 3 (220V NEMA 6-20R)
	e-STUDIO1208	120PPM DIGITAL MFP	34"	Includes Print & Scan with Genuine Adobe PostScript 3 (220V NEMA 6-20R)
✓	Fax Option (90PPM Only)			
	MX-FX15	FAX EXPANSION KIT		Fax Expansion Kit (Only fits e-STUDIO908)
✓	Paper Options			
	A	MX-MFX1	BYPASS TRAY FOR MAIN UNIT	Required for e-STUDIO1058/1208, except when adding MX-LC13 A3 LCT (E)
	B	MX-LC12	A4LCC	Fits all 3 models, Requires MX-MFX1 Bypass Tray for Main Unit (A)
	C	MX-LCX3N	A3LCC	Only fits 90ppm e-STUDIO908, Requires MX-MFX1 Bypass Tray for Main Unit (A)
	D	MX-RB16	RELAY UNIT FOR LCT	Required to add MX-LC13 A3 LCT (E)
	E	MX-LC13	A3LCT (with Air Feed Assist)	Requires MX-RB16 RELAY UNIT FOR LCT (D) (Requires 110V, 15A connection)
	F	MX-MF11	BYPASS TRAY FOR A3LCT	Requires MX-RB16 RELAY UNIT FOR LCT (D) and MX-LC13 A3LCT (E)
	G	MX-RB17	CONNECTION KIT FOR LCT	Use when joining two MX-LC13 A3LCT (E)
✓	Finishing Options			
	H	MX-RB18	CURL CORRECTION UNIT	Required for all finisher accessories, except MX-FN30 (O) & MX-FN31 (P)
	I	MX-CF11	INSERTER	Requires MX-RB18 Curl Correction Unit (H). Also requires MX-RB13 (J) or MX-FD10 (K)
	J	MX-RB13	RELAY UNIT	Required with MX-ST10 (N) or MX-CF11 (I) except when using MX-FD10 Paper Folding Unit (K)
	K	MX-FD10	PAPER FOLDING UNIT	Requires MX-RB18 Curl Correction Unit (H) & either 100 sheet finisher option (L or M)
	L	MX-FN21	100 STAPLE FN	Requires MX-RB18 Curl Correction Unit (H), (Requires 110V, 15A connection)
	M	MX-FN22	100 STAPLE SADDLE STITCH FN	Requires MX-RB18 Curl Correction Unit (H), (Requires 110V, 15A connection)
		MX-PN13B	PUNCH UNIT FOR FN21/22	Requires either MX-FN21 (L) or MX-FN22 (M). Resides inside finisher
		MX-TM10	TRIMMER UNIT FOR MX-FN22	Requires MX-FN22 Saddle Finisher (M). Resides inside finisher
	N	MX-FN30	65 STAPLE FN	Only fits e-STUDIO908
	O	MX-FN31	65 STAPLE SADDLE STITCH FN	Only fits e-STUDIO908
		MX-PN16B	PUNCH UNIT FOR FN30/31	Requires either MX-FN30 (O) or MX-FN31 (P). Resides inside finisher
✓	Other Options			
	P	MX-SL10N	STATUS INDICATOR	Provides visual indication of device status
✓	Supplies			
	T1207U	Toner 120K Yield		Not Included with Main unit
	6LS00016000	Developer 1,000K Yield		Not Included with Main unit

CONFIGURATION



Configuration Heights	
Base Unit (MFP)	25"
MFP + 1 PFU or Spacer + Caster	36"
MFP + 2 PFUs or Spacers + Caster	40.7"
MFP + LCF	40.7"
MFP + 3 PFUs or Spacers + Caster	45.5"
MFP + 1 PFU or Spacer + LCF	45.5"

Paper Feed, Finishing & Stands

1	Paper Feed Unit	MY1050
2	Large Capacity Feeder	KD1071
3	Spacer	GR1380
4	Caster Base	GR1390
5	Stand	STAND400
6	Offline Stapler	MJ1047

Additional Options

7	Panel 10 Key	GR1340
	Fax Unit	GD1370N
	IP Fax	GS1100NODE
	Wireless LAN/Bluetooth	GN4030
**	Embedded OCR	GS1110NODE
	Multi-Station Print	GS1090
	IP Sec Enabler	GP1080
	FIPS HDD	GE1230
	Hardcopy Security Print	GP1190
	Card Reader Holder	GR1400
	Coin Controller Harness	GQ1280N
	Power Filter, 120V/15A	W250-15-120

** May require firmware update

Software Options

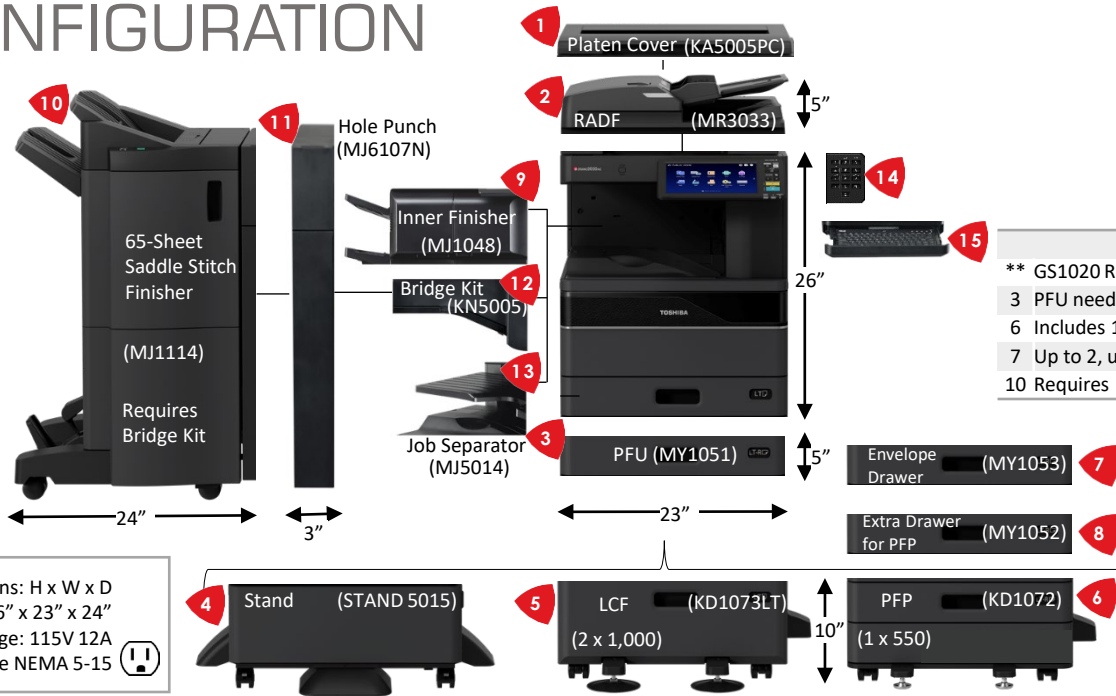
e-BRIDGE Replicator	GB1550NODE
e-BRIDGE Job Point	GB1560NODE
e-BRIDGE Job Separator	GB1590NODE
e-BRIDGE Job Build	GB1610NODE
e-BRIDGE+ for Exchange	GB2320NODE
e-BRIDGE+ for OneDrive	GB2300NODE
e-BRIDGE+ for SharePoint	GB2310NODE
e-BRIDGE + for Gmail	GB2380NODE
e-BRIDGE + Google Drive	GB2390NODE
e-BRIDGE + for Docuware	GB2430NODE
Productivity Bundle	GB2330NODE
Unicode Font Enabler	GS1007
Meta Scan Enabler	GS1010

Supplies*

Toner Black 18.4K	TFC330UK
Toner Cyan 17.4K	TFC330UC
Toner Magenta 17.4K	TFC330UM
Toner Yellow 17.4K	TFC330UY
Staples	STAPLE2400

* Ships with Full Developer + Starter Toner (6K Black, 2K CMY)

CONFIGURATION



NOTES	
**	GS1020 Required for Many Solutions
3	PFU needed for 4, 5, 6 or 10
6	Includes 1 drawer. Accepts 7 or 8
7	Up to 2, useable in PFP (6) only
10	Requires 12

Dimensions: H x W x D
46" x 23" x 24"
Voltage: 115V 12A
Plug Type NEMA 5-15

Document Feeder & Platen Cover

1	Platen Cover	KA5005PC
2	RADF	MR3033

Paper Options & Stand

3	Paper Feed Unit	MY1051
4	Stand	STAND5015
5	Large Capacity Feeder	KD1073LT
6	Paper Feed Pedestal	KD1072
7	Envelope Cassette	MY1053
8	Drawer Module	MY1052

Finishing Options

9	50-Sheet Inner Finisher	MJ1048
	Hole Punch for MJ1048	MJ6011
10	65-Sheet Saddle Stitch Finisher	MJ1114
11	Hole Punch for MJ1113/MJ1114	MJ6107N
12	Bridge Kit	KN5005
13	Job Separator	MJ5014

Fax Options

	Fax Unit (& 2 nd Fax Unit)	GD1370N
	IP Fax (GD1370N not required)	GS1100NODE

Security Options

	Security SSD (512GB) +128GB Std.	GE1280
	FIPS HDD (320GB)	GE1260
	IP Sec Enabler	GP1080NODE
	Hardcopy Security Print	GP1190NODE
	Card Reader Holder	GR1320

Network / Connectivity Options

	Wireless LAN/Bluetooth	GN4030A3
	2 nd NIC Holder	GR1430
	USB Hub	GR1420

Software Options

**	External Interface Enabler	GS1020NODE
	Meta Scan Enabler	GS1010NODE
	e-BRIDGE Multi-Station Print	GS1090NODE
	e-BRIDGE Replicator	GB1550NODE
	e-BRIDGE Job Point	GB1560NODE
	e-BRIDGE Job Separator	GB1590NODE
	e-BRIDGE Job Build	GB1610NODE
	e-BRIDGE Global Print	GB2550NODE
	e-BRIDGE+ for Exchange	GB2320NODE
	e-BRIDGE+ for OneDrive	GB2300NODE
	e-BRIDGE+ for SharePoint	GB2310NODE
	e-BRIDGE + for Gmail	GB2380NODE
	e-BRIDGE + Google Drive	GB2390NODE
	e-BRIDGE + for Docuware	GB2430NODE
	e-BRIDGE + Voice Guidance	GB2540NODE
	Productivity Bundle	GB2330NODE

Additional Options

14	Panel 10 Key	GR1340
15	Accessory Tray	GR1330
	Bluetooth Keyboard	GR9001
	Work Tray (not shown)	KK5005
	Manual Pocket	KK5008
	Accessible Arm	KK2560
	Harness for Coin Controller	GQ1280N
	Power Filter, 120V/15A	W1500-15-120

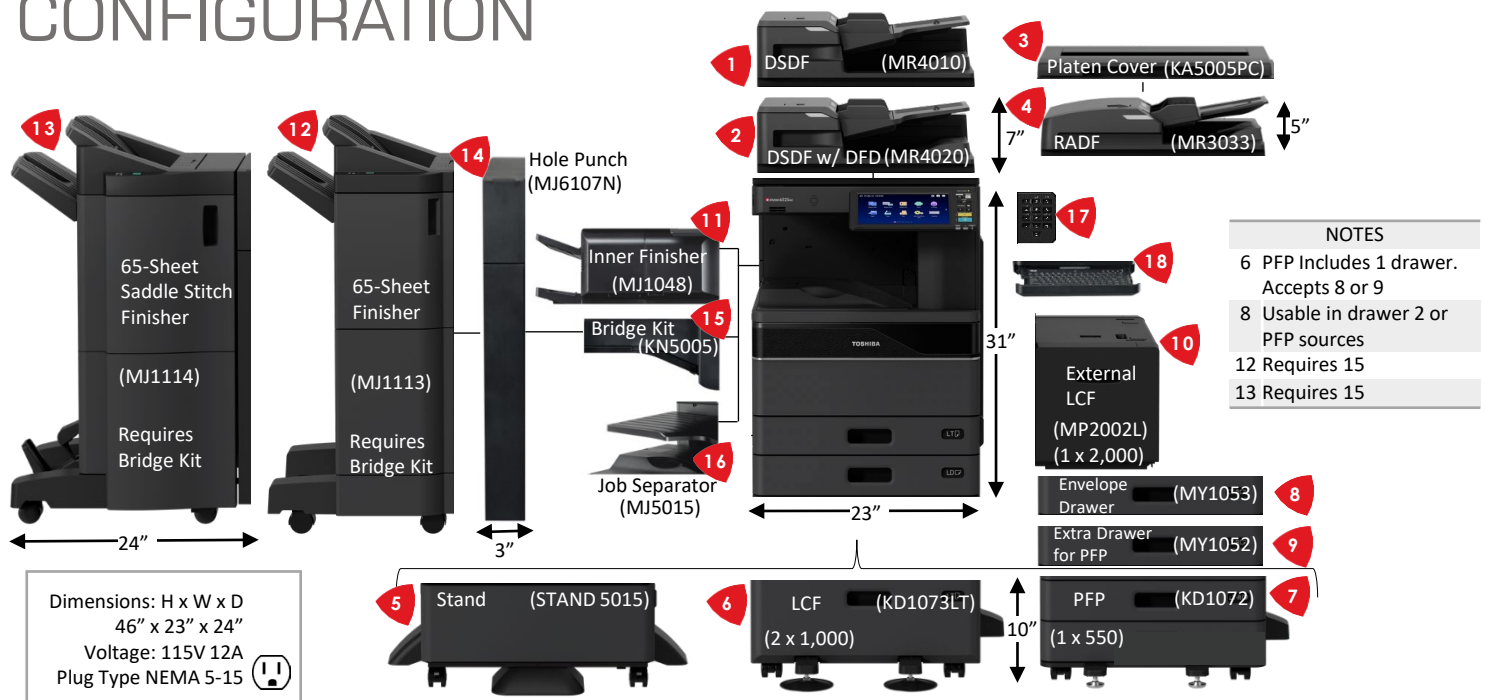
Supplies*

	Toner Black 39.8K	TFC220UK
	Toner Cyan 38K	TFC220UC
	Toner Magenta 38K	TFC220UM
	Toner Yellow 38K	TFC220UY
	Staples for Inner Finisher	STAPLE2400
	Staples for 65 Sheet Finishers	STAPLE3900
	Staples for Saddle Stitch	STAPLE3100

* Ships with Full Developer

e-STUDIO2525AC/3025AC/3525AC/4525AC

CONFIGURATION



Document Feeder & Platen Cover

1	DSDF	MR4010
2	DSDF w/ DFD	MR4020
3	Platen Cover	KA5005PC
4	RADF	MR3033

Paper Options & Stand

5	Stand	STAND5015
6	Large Capacity Feeder	KD1073LT
7	Paper Feed Pedestal	KD1072
8	Envelope Cassette	MY1053
9	Drawer Module	MY1052
10	External LCF	MP2002L

Finishing Options

11	50-Sheet Inner Finisher	MJ1048
	Hole Punch for MJ1048	MJ6011
12	65-Sheet Console Finisher	MJ1113
13	65-Sheet Saddle Stitch Finisher	MJ1114
14	Hole Punch for MJ1113/MJ1114	MJ6107N
15	Bridge Kit	KN5005
16	Job Separator	MJ5015

Fax Options

	Fax Unit (& 2 nd Fax Unit)	GD1370N
	IP Fax (GD1370N not required)	GS1100NODE

Security Options

	Security SSD (512GB) +128GB Std.	GE1280
	FIPS HDD (320GB)	GE1260
	IP Sec Enabler	GP1080NODE
	Hardcopy Security Print	GP1190NODE
	Card Reader Holder	GR1320

Network / Connectivity Options

	Wireless LAN/Bluetooth	GN4030A3
	2 nd NIC Holder	GR1430
	USB Hub	GR1420

Software Options

	Meta Scan Enabler	GS1010NODE
	e-BRIDGE Multi-Station Print	GS1090NODE
	e-BRIDGE Replicator	GB1550NODE
	e-BRIDGE Job Point	GB1560NODE
	e-BRIDGE Job Separator	GB1590NODE
	e-BRIDGE Job Build	GB1610NODE
	e-BRIDGE Global Print	GB2550NODE
	e-BRIDGE+ for Exchange	GB2320NODE
	e-BRIDGE+ for OneDrive	GB2300NODE
	e-BRIDGE+ for SharePoint	GB2310NODE
	e-BRIDGE + for Gmail	GB2380NODE
	e-BRIDGE + Google Drive	GB2390NODE
	e-BRIDGE + for Docuware	GB2430NODE
	e-BRIDGE + Voice Guidance	GB2540NODE
	Productivity Bundle	GB2330NODE

Additional Options

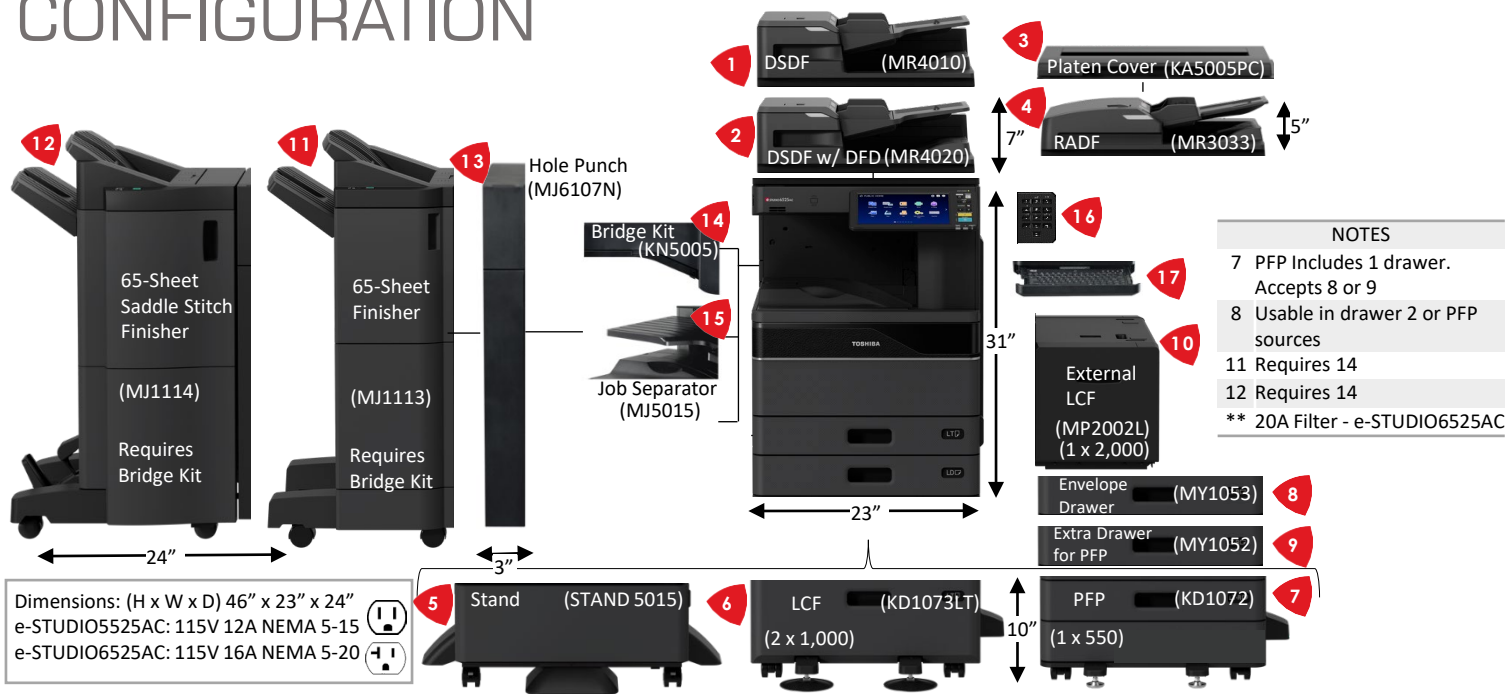
17	Panel 10 Key	GR1340
18	Accessory Tray	GR1330
	Bluetooth Keyboard	GR9001
	Work Tray (not shown)	KK5005
	Manual Pocket	KK5008
	Accessible Arm	KK2560
	Harness for Coin Controller	GQ1280N
	Power Filter, 120V/15A	W1500-15-120

Supplies*

	Toner Black 39.8K	TFC425UK
	Toner Cyan 38K	TFC425UC
	Toner Magenta 38K	TFC425UM
	Toner Yellow 38K	TFC425UY
	Staples for Inner Finisher	STAPLE2400
	Staples for 65 Sheet Finishers	STAPLE3900
	Staples for Saddle Stitch	STAPLE3100

* Ships with Full Developer

CONFIGURATION



Dimensions: (H x W x D) 46" x 23" x 24"
 e-STUDIO5525AC: 115V 12A NEMA 5-15
 e-STUDIO6525AC: 115V 16A NEMA 5-20

NOTES

- 7 PFP Includes 1 drawer. Accepts 8 or 9
- 8 Usable in drawer 2 or PFP sources
- 11 Requires 14
- 12 Requires 14
- ** 20A Filter - e-STUDIO6525AC

Document Feeder & Platen Cover

1	DSDF	MR4010
2	DSDF w/ DFD	MR4020
3	Platen Cover	KA5005PC
4	RADF	MR3033

Paper Options & Stand

5	Stand	STAND5015
6	Large Capacity Feeder	KD1073LT
7	Paper Feed Pedestal	KD1072
8	Envelope Cassette	MY1053
9	Drawer Module	MY1052
10	External LCF	MP2002L

Finishing Options

11	65-Sheet Console Finisher	MJ1113
12	65-Sheet Saddle Stitch Finisher	MJ1114
13	Hole Punch for MJ1113/MJ1114	MJ6107N
14	Bridge Kit	KN5005
15	Job Separator	MJ5015

Fax Options

	Fax Unit (& 2 nd Fax Unit)	GD1370N
	IP Fax (GD1370N not required)	GS1100NODE

Security Options

	Security SSD (512GB) +128GB Std.	GE1280
	FIPS HDD (320GB)	GE1260
	IP Sec Enabler	GP1080NODE
	Hardcopy Security Print	GP1190NODE
	Card Reader Holder	GR1320

Network / Connectivity Options

	Wireless LAN/Bluetooth	GN4030A3
	2 nd NIC Holder	GR1430
	USB Hub	GR1420

Software Options

	Meta Scan Enabler	GS1010NODE
	e-BRIDGE Multi-Station Print	GS1090NODE
	e-BRIDGE Replicator	GB1550NODE
	e-BRIDGE Job Point	GB1560NODE
	e-BRIDGE Job Separator	GB1590NODE
	e-BRIDGE Job Build	GB1610NODE
	e-BRIDGE Global Print	GB2550NODE
	e-BRIDGE+ for Exchange	GB2320NODE
	e-BRIDGE+ for OneDrive	GB2300NODE
	e-BRIDGE+ for SharePoint	GB2310NODE
	e-BRIDGE + for Gmail	GB2380NODE
	e-BRIDGE + Google Drive	GB2390NODE
	e-BRIDGE + for Docuware	GB2430NODE
	e-BRIDGE + Voice Guidance	GB2540NODE
	Productivity Bundle	GB2330NODE

Additional Options

16	Panel 10 Key	GR1340
17	Accessory Tray	GR1330
	Bluetooth Keyboard	GR9001
	Work Tray (not shown)	KK5005
	Manual Pocket	KK5008
	Accessible Arm	KK2560
	Harness for Coin Controller	GQ1280N
	Power Filter, 120V/15A	W1500-15-120
**	Power Filter, 120V/20A	W2000-20-120

Supplies*

	Toner Black 39.8K	TFC425UK
	Toner Cyan 38K	TFC425UC
	Toner Magenta 38K	TFC425UM
	Toner Yellow 38K	TFC425UY
	Staples for 65 Sheet Finishers	STAPLE3900
	Staples for Saddle Stitch	STAPLE3100

* Ships with Full Developer

CONFIGURATION



MFP Models

e-STUDIO6527AC 4-Drawer Version	ESTUDIO6527AC
e-STUDIO6527AC Tandem LCF Version	ESTUDIO6527ACT
e-STUDIO7527AC 4-Drawer Version	ESTUDIO7527AC
e-STUDIO7527AC Tandem LCF Version	ESTUDIO7527ACT

Paper Options

1	2.5K External LCF	MP2503L
2	2K Piggyback LCF (Requires MP2503)	MP2002L
3	Connector for 2K LCF	KN9000

Finishing Options

4	65-Sheet Console Finisher	MJ1115
5	65-Sheet Saddle Stitch Finisher	MJ1116
6	Hole Punch for MJ1115/MJ1116	MJ6108N
	Exit Tray	KA6551
	Finisher Guide Rail	KN1103

Fax Options

	Fax Unit (& 2 nd Fax Unit)	GD1370N
	IP Fax (GD1370N not required)	GS1100NODE

Security Options

	Security SSD (512GB) +128GB Std.	GE1280
	FIPS HDD (320GB)	GE1260
	IP Sec Enabler	GP1080NODE
	Hardcopy Security Print	GP1190NODE
	Card Reader Holder	GR1320

Network / Connectivity Options

	Wireless LAN/Bluetooth	GN4030A3
	2 nd NIC Holder	GR1430
	USB Hub	GR1420

Software Options

	Meta Scan Enabler	GS1010NODE
	e-BRIDGE Multi-Station Print	GS1090NODE
	e-BRIDGE Replicator	GB1550NODE
	e-BRIDGE Job Point	GB1560NODE
	e-BRIDGE Job Separator	GB1590NODE
	e-BRIDGE Job Build	GB1610NODE
	e-BRIDGE Global Print	GB2550NODE
	e-BRIDGE+ for Exchange	GB2320NODE
	e-BRIDGE+ for OneDrive	GB2300NODE
	e-BRIDGE+ for SharePoint	GB2310NODE
	e-BRIDGE + for Gmail	GB2380NODE
	e-BRIDGE + Google Drive	GB2390NODE
	e-BRIDGE + for Docuware	GB2430NODE
	e-BRIDGE + Voice Guidance	GB2540NODE
	Productivity Bundle	GB2330NODE

Additional Options

































	Panel 10 Key	GR1340
	Accessory Tray	GR1330
	Bluetooth Keyboard	GR9001
	Manual Pocket	KK5008
	Accessible Arm	KK2560
	Harness for Coin Controller	GQ1280N
	Power Filter, 120V/20A	W2000-20-120

Supplies*

	Toner Black 106.6K	TFC727UK
	Toner Cyan 39.2K	TFC727UC
	Toner Magenta 39.2K	TFC727UM
	Toner Yellow 39.2K	TFC727UY
	Staples for 65 Sheet Finishers	STAPLE3900
	Staples for Saddle Stitch	STAPLE3100

* Ships with Full Developer

TOSHIBA MFP Line-up

A3 Small Workgroup Monochrome							
							
Model	e-STUDIO 2822AM	e-STUDIO 2822AF	e-STUDIO 2823AM	e-STUDIO 2329A	e-STUDIO 2829A		
Color or Monochrome	Monochrome	Monochrome	Monochrome	Monochrome	Monochrome		
Functions	Copy, Print, Scan	Copy, Print, Scan, Fax	Copy, Print, Scan	Copy, Print, Scan, opt. Fax	Copy, Print, Scan, opt. Fax		
Print Speed	28PPM	28PPM	28PPM	23PPM	28PPM		
Document Feeder	100 Sheet RADF Std.	100 Sheet RADF Std.	Opt. 100 Sheet RADF or Platen Cover	Opt. 100 Sheet RADF or Platen Cover	Opt. 100 Sheet RADF or Platen Cover		
Paper Capacity - Std./Max.	300	300	350/600	350/1,700	350/1,700		
Max. Paper Size	11" x 17" (bypass)	11" x 17" (bypass)	11" x 17"	11" x 17"	11" x 17"		
PDL Support	PCL	PCL	PCL	PCL/Opt. PS3	PCL/Opt. PS3		
Memory - Std./Max	512MB	512MB	512MB	512MB/1GB	512MB/1GB		
HDD	N/A	N/A	N/A	N/A	N/A		
MCV	64K	64K	64K	64K	64K		
Toner Yield	14.6K @ 6%	14.6K @ 6%	14.6K @ 6%	14.6K @ 6%	14.6K @ 6%		
A4 Color & Monochrome							
							
Model	e-STUDIO4095	e-STUDIO4785	e-STUDIO330AC	e-STUDIO400AC			
Color or Monochrome	Monochrome	Monochrome	Color	Color			
Functions	Copy, Print, Scan, Fax	Copy, Print, Scan, Fax	Copy, Print, Scan, Fax	Copy, Print, Scan, Fax			
Print Speed	42PPM	50PPM	35PPM	42PPM			
Document Feeder	50 Sheet DSDF Std.	100 Sheet DSDF Std.	100 Sheet DSDF Std.	100 Sheet DSDF Std.			
Paper Capacity - Std./Max.	350/900	650/2,300	650/3,200	650/3,200			
Max. Paper Size	8.5" x 14"	8.5" x 14"	8.5" x 14"	8.5" x 14"			
PDL Support	PCL/PS3	PCL/PS3	PCL/PS3	PCL/PS3			
Memory - Std./Max	512MB	2GB/4GB	2GB	4GB			
HDD	N/A	500GB	320GB	320GB			
MCV	80K	175K	150K	150K			
Toner Yield	20K @5%	20K @5%	17.4K @5% (CMY) 18.4K @5% (Black)	17.4K @5% (CMY) 18.4K @5% (Black)			
A3 Workgroup Monochrome							
							
Model	e-STUDIO2528A	e-STUDIO3528A	e-STUDIO4528A	e-STUDIO5528A	e-STUDIO6528A		
Color or Monochrome	Monochrome	Monochrome	Monochrome	Monochrome	Mono/Erasable		
Functions	Copy, Print, Scan, opt. Fax	Copy, Print, Scan, opt. Fax	Copy, Print, Scan, opt. Fax	Copy, Print, Scan, opt. Fax	Copy, Print, Scan, opt. Fax		
Print Speed	25PPM	35PPM	45PPM	55PPM	65PPM		
Document Feeder	Opt. 300 Sheet DSDF, DSDF w/DFD, 100 Sheet RADF or Platen Cover	Opt. 300 Sheet DSDF, DSDF w/DFD, 100 Sheet RADF or Platen Cover	Opt. 300 Sheet DSDF, DSDF w/DFD, 100 Sheet RADF or Platen Cover	Opt. 300 Sheet DSDF, DSDF w/DFD, 100 Sheet RADF or Platen Cover	Opt. 300 Sheet DSDF, DSDF w/DFD, 100 Sheet RADF or Platen Cover		
Paper Capacity - Std./Max.	1,200/5,200	1,200/5,200	1,200/5,200	1,200/5,200	1,200/5,200		
Max. Paper Size	12" x 18"	12" x 18"	12" x 18"	12" x 18"	12" x 18"		
PDL Support	PCL/PS3	PCL/PS3	PCL/PS3	PCL/PS3	PCL/PS3		
Memory - Std./Max	4GB	4GB	4GB	6GB	6GB		
HDD	128GB SSD/640GB	128GB SSD/640GB	128GB SSD/640GB	128GB SSD/640GB	128GB SSD/640GB		
MCV	120K	125K	150K	223K	243K		
Toner Yield	43.9K @5%	43.9K @5%	43.9K @5%	39.8K @5%	39.8K @5%		
A3 Workgroup Color							
							
Model	e-STUDIO2520AC	e-STUDIO2525AC	e-STUDIO3025AC	e-STUDIO3525AC	e-STUDIO4525AC	e-STUDIO5525AC	e-STUDIO6525AC
Color or Monochrome	Color	Color	Color	Color	Color	Color	Color
Functions	Copy, Print, Scan, opt. Fax	Copy, Print, Scan, opt. Fax	Copy, Print, Scan, opt. Fax	Copy, Print, Scan, opt. Fax	Copy, Print, Scan, opt. Fax	Copy, Print, Scan, opt. Fax	Copy, Print, Scan, opt. Fax
Print Speed	25PPM	25PPM	30PPM	35PPM	45PPM	55PPM	65PPM
Document Feeder	Opt. 100 Sheet RADF or Platen Cover	Opt. 300 Sheet DSDF, DSDF w/DFD, 100 Sheet RADF or Platen Cover	Opt. 300 Sheet DSDF, DSDF w/DFD, 100 Sheet RADF or Platen Cover	Opt. 300 Sheet DSDF, DSDF w/DFD, 100 Sheet RADF or Platen Cover	Opt. 300 Sheet DSDF, DSDF w/DFD, 100 Sheet RADF or Platen Cover	Opt. 300 Sheet DSDF, DSDF w/DFD, 100 Sheet RADF or Platen Cover	Opt. 300 Sheet DSDF, DSDF w/DFD, 100 Sheet RADF or Platen Cover
Paper Capacity - Std./Max.	350/2,900	1,200/5,200	1,200/5,200	1,200/5,200	1,200/5,200	1,200/5,200	1,200/5,200
Max. Paper Size	11" x 17"	12" x 18"	12" x 18"	12" x 18"	12" x 18"	12" x 18"	12" x 18"
PDL Support	PCL/PS3	PCL/PS3	PCL/PS3	PCL/PS3	PCL/PS3	PCL/PS3	PCL/PS3
Memory - Std./Max	4GB	4GB	4GB	4GB	6GB	6GB	6GB
HDD	128GB SSD/640GB	128GB SSD/640GB	128GB SSD/640GB	128GB SSD/640GB	128GB SSD/640GB	128GB SSD/640GB	128GB SSD/640GB
MCV	84K	90K/180K	105KColor/210K Mono	90K/180K	105KColor/212K Mono	106KColor/212K Mono	115KColor/230K Mono
Toner Yield	38K @5% (CMY) 39.8K @5% (Black)	38K @5% (CMY) 39.8K @5% (Black)	38K @5% (CMY) 39.8K @5% (Black)	38K @5% (CMY) 39.8K @5% (Black)	38K @5% (CMY) 39.8K @5% (Black)	38K @5% (CMY) 39.8K @5% (Black)	38K @5% (CMY) 39.8K @5% (Black)
A3 Departmental Color							
							
Model	e-STUDIO6527AC	e-STUDIO6527ACT	e-STUDIO7527AC	e-STUDIO7527ACT			
Color or Monochrome	Color	Color	Color	Color			
Functions	Copy, Print, Scan, opt. Fax	Copy, Print, Scan, opt. Fax	Copy, Print, Scan, opt. Fax	Copy, Print, Scan, opt. Fax			
Print Speed	65Color/75PPM Mono	65Color/75PPM Mono	75Color/85PPM Mono	75Color/85PPM Mono			
Document Feeder	300 Sheet DSDF Std.	300 Sheet DSDF Std.	300 Sheet DSDF Std.	300 Sheet DSDF Std.			
Paper Capacity - Std./Max.	2,280/6,780	3,520/8,020	2,280/6,780	3,520/8,020			
Max. Paper Size	12" x 18" (Drawers) 13" x 19" (Bypass)	12" x 18" (Drawers) 13" x 19" (Bypass)	12" x 18" (Drawers) 13" x 19" (Bypass)	12" x 18" (Drawers) 13" x 19" (Bypass)			
Specialty Media	12" x 47", AquaAce	12" x 47", AquaAce	12" x 47", AquaAce	12" x 47", AquaAce			
PDL Support	PCL/PS3	PCL/PS3	PCL/PS3	PCL/PS3			
Memory - Std./Max	6GB	6GB	6GB	6GB			
HDD	128GB SSD/640GB	128GB SSD/640GB	128GB SSD/640GB	128GB SSD/640GB			
MCV	540K	540K	600K	600K			
Toner Yield	39.2K @5% (CMY) 106.6K @5% (Black)	39.2K @5% (CMY) 106.6K @5% (Black)	39.2K @5% (CMY) 106.6K @5% (Black)	39.2K @5% (CMY) 106.6K @5% (Black)			
A3 Departmental Monochrome							
							
Model	e-STUDIO6529A	e-STUDIO7529A	e-STUDIO9029A	e-STUDIO 908	e-STUDIO1058	e-STUDIO 1208	
Color or Monochrome	Monochrome	Monochrome	Monochrome	Monochrome	Monochrome	Monochrome	
Functions	Copy, Print, Scan, opt. Fax	Copy, Print, Scan, opt. Fax	Copy, Print, Scan, opt. Fax	Copy, Print, Scan	Copy, Print, Scan	Copy, Print, Scan	
Print Speed	65PPM	75PPM	90PPM	90PPM	105PPM	120PPM	
Document Feeder	300 Sheet DSDF Std.	300 Sheet DSDF Std.	300 Sheet DSDF Std.	200 Sheet DSDF Std.	200 Sheet DSDF Std.	200 Sheet DSDF Std.	
Paper Capacity - Std./Max.	3,520/8,020	3,520/8,020	3,520/8,020	3,000/13,500	3,000/13,500	3,000/13,500	
Max. Paper Size	12" x 18" (Drawers) 13" x 19" (Bypass)	12" x 18" (Drawers) 13" x 19" (Bypass)	12" x 18" (Drawers) 13" x 19" (Bypass)	12" x 18"	12" x 18"	12" x 18"	
PDL Support	PCL/PS3	PCL/PS3	PCL/PS3	PCL/Adobe PS3	PCL/Adobe PS3	PCL/Adobe PS3	
Memory - Std./Max	6GB	6GB	6GB	5GB	5GB	5GB	
HDD	128GB SSD/640GB	128GB SSD/640GB	128GB SSD/640GB	1TB	1TB	1TB	
MCV	590K	660K	740K	1,000K	1,000K	1,000K	
Toner Yield	106.6K @5%	106.6K @5%	106.6K @5%	120K @5%	120K @5%	120K @5%	

TOSHIBA